



GRANITE WORKS

— STONE DESIGN —

COUNTERTOP EDGE PROFILES




Standard Eased



1/4" Bevel



1/2" Bevel



1/4" Round




1/2" Bullnose



Full Bullnose



Ogee



Cascade




Cove



Chiseled



Full Bevel



Mitered